

CHASE-DURER

**OPERATION MANUAL**

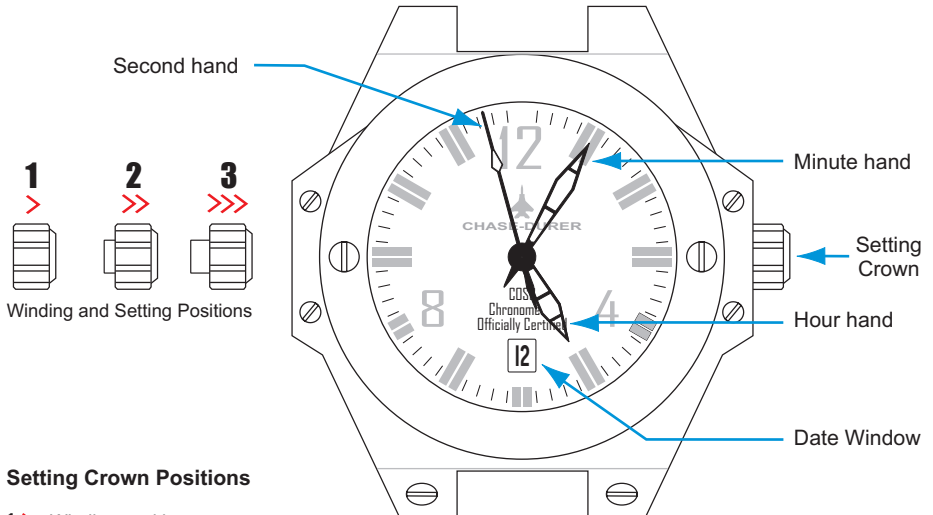
**CONQUEST AUTOMATIC**



## Table of Contents

◆ Setting Crown and Display / Hands	1
◆ Winding / Setting Local TIME	2
◆ Setting Date	3
◆ Specifications	4

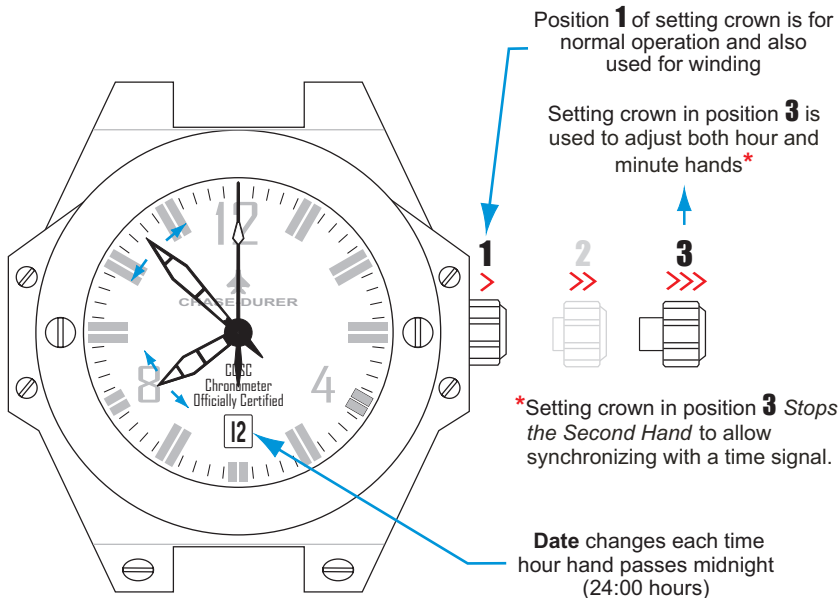
## WATCH HANDS



### Setting Crown Positions

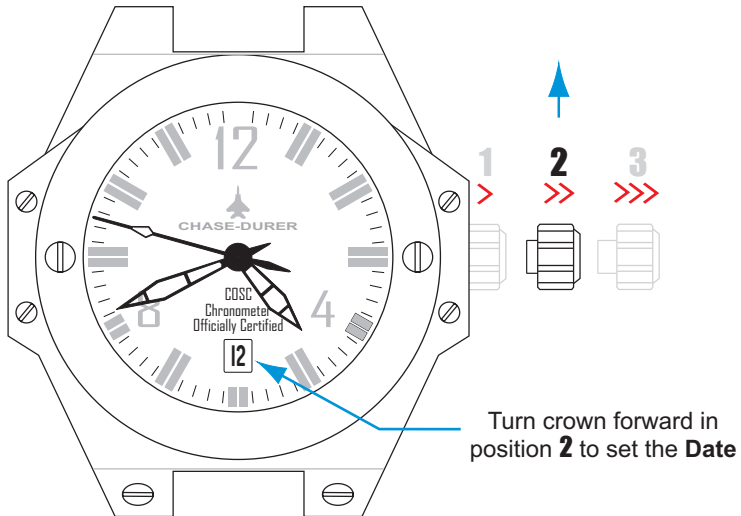
- 1 > Winding position.
- 2 >> Date adjustment position.
- 3 >>> Stops second hand, setting minute and hour hands position.

**NOTE:** If your watch stops, it must be wound by turning the crown clockwise approximately 25 full turns. Although the watch is automatic, the mainspring may not have enough reserve to keep it running accurately. Once wound, the normal movement of wearing the watch will provide enough power to keep accurate time.



**Note** - When setting the time, pay attention to the **Date** window to make sure you are setting the time correctly for AM or PM. The **Date** begins changing at 11:30PM (23:30 hours).

**Date** changes each time the hour hand passes midnight (24:00 hours)



## CONQUEST AUTOMATIC CHRONOMETER Technical Specifications

- ◆ SWISS Made, 26-jewel precision SW 200 automatic movement.
- ◆ COSC Certified Chronometer.
- ◆ Display window for date.
- ◆ Super-LumiNova advanced illumination system on hands.
- ◆ Solid 316L stainless steel and titanium case with 10 micron 18K gold.
- ◆ Rubber bracelet with solid engraved 316 stainless steel inserts and specially designed deployment buckle.
- ◆ Screw-in exhibition back.
- ◆ Water resistant to 330m/1000 feet.
- ◆ Scratch-resistant sapphire crystal with screw-in titanium bezel.
- ◆ Diameter - 48mm.
- ◆ Serial numbered.
- ◆ 2 year limited international warranty.

**SW Cal. 200**  
*(CONQUEST AUTOMATIC)*

***CHASE-DURER***

9601 WILSHIRE BLVD. #1118

BEVERLY HILLS, CA 90210 USA

TEL: 800.544.4365 / 310.550.7280

FAX: 310.550.0830

E-MAIL: [CUSTOMER-SERVICE@CHASE-DURER.COM](mailto:CUSTOMER-SERVICE@CHASE-DURER.COM)

[www.chase-durer.com](http://www.chase-durer.com)