


OPERATION MANUAL

**STARBURST
AUTOMATIC**

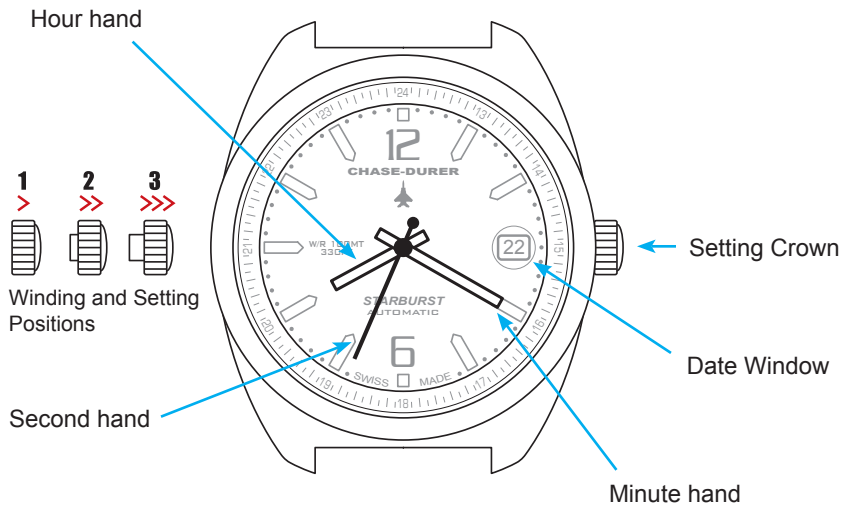


SPECIFICATIONS

STARBURST AUTOMATIC
Technical Specifications

- Swiss made, Sellita SW200 precision 26 jewel automatic movement
- Solid 316L stainless steel case
- Screw-in tinted crystal exhibition back
- Genuine carbon fiber dial
- Sapphire crystal with anti-reflective coating
- Magnified date window
- Super-LumiNova system on hands and indexes
- Water resistant to 330ft/100m
- Diameter 46mm, thickness 13mm, wt 4.3oz
- Serial numbered
- 2 year international warranty

WATCH HANDS

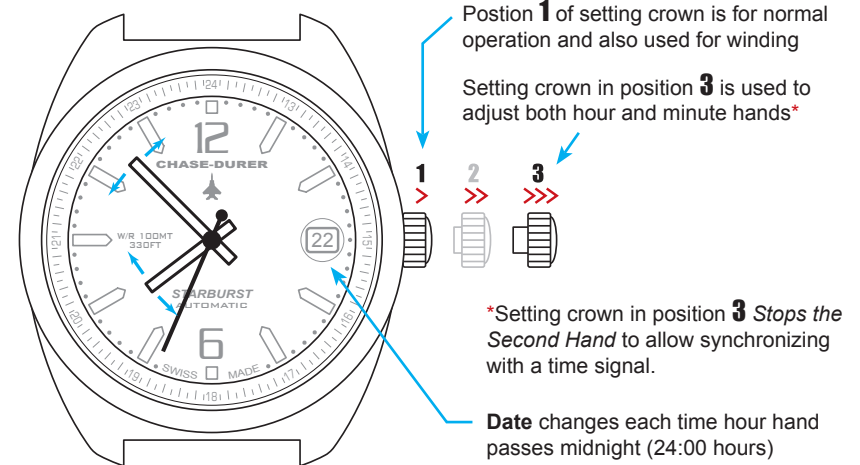


Setting Crown Positions

- 1 > Winding position.
- 2 >> Date adjustment position.
- 3 >>> Stops second hand, setting minute and hour hands position.

WINDING / SETTING LOCAL TIME

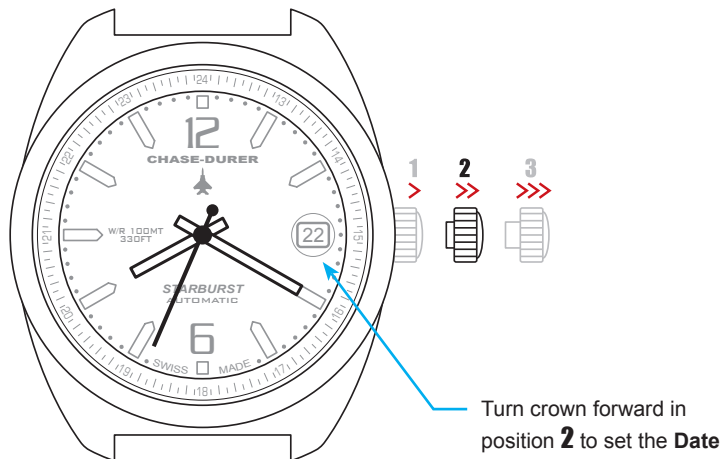
NOTE: If your watch stops, it must be wound by turning the crown clockwise approximately 25 full turns. Although the watch is automatic, the mainspring may not have enough reserve to keep it running accurately. Once wound, the normal movement of wearing the watch will provide enough power to keep accurate time.



Note - When setting the time, pay attention to the Date window to make sure you are setting the time correctly for AM or PM. The Date begins changing at 11:30PM (23:30 hours).

SETTING DATE

Date changes each time the hour hand passes midnight (24:00 hours)



CHASE-DURER

9601 WILSHIRE BLVD. #1118
 BEVERLY HILLS, CA 90210 USA
 TEL: 800.544.4365 / 310.550.7280
 FAX: 310.550.0830
 E-MAIL: CUSTOMER-SERVICE@CHASE-DURER.COM

www.chase-durer.com